

# ALUMINUM "S" BEAM LOAD CELLS

## HIGH ACCURACY, ECONOMICAL PRICE

### STANDARD AND METRIC MODELS

#### LC105/LCM105 Series LC115/LCM115 Series

Tension/Compression  
Calibrated in Tension  
0-25 lb to 0-1000 lb  
0-11 kgf to 0-455 kgf

All Models  
**\$295**



- ✓ FM Intrinsically Safe
- ✓ Aluminum—for Light Weight and Durability
- ✓ 5-Point Calibration Provided (in Tension)

#### SPECIFICATIONS

**Excitation:** 10 Vdc, 15 Vdc max

**Output:** 3 mV/V ±0.0075 mV/V

**Linearity:** ±0.03% FSO

**Hysteresis:** ±0.02% FSO

**Repeatability:** ±0.01% FSO

**Zero Balance:** ±1% FSO

**Agency Approval:** FM Intrinsically Safe IS/I.II.III/1/CDEFG (standard)

**Operating Temp Range:**

-40 to 93°C (-40 to 200°F)

**Compensated Temp Range:**

17 to 71°C (60 to 160°F)

**Thermal Effects:**

**Zero:** 0.002% FSO/°C

**Span:** 0.002% rdg/°C

**Safe Overload:** 150% of capacity

**Ultimate Overload:** 300% of capacity

**Bridge Resistance:** 350 ± 5Ω

**Full Scale Deflection:** 0.25 to 0.50 mm (0.010 to 0.020")

**Construction:** Aluminum

**Electrical (4-Conductor Shielded Cable):**

≤100 kgf/200 lb: 9 m (30') 24 AWG

>100 kgf/200 lb: 9 m (30') 20 AWG


**LC115 Mating Connector:**

PT06F10-6S, sold separately

**Protection Class:** IP65

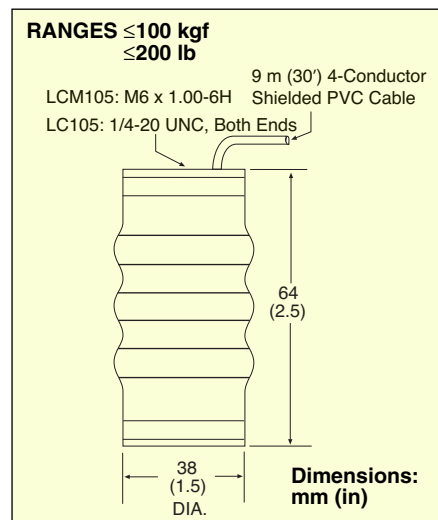
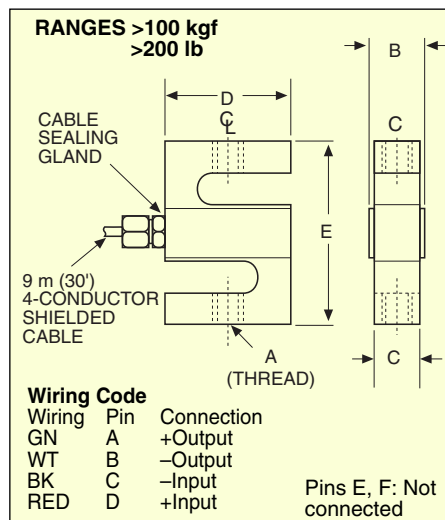


**METRIC**  
LCM105-10, \$295,  
shown actual size.



**STANDARD**  
LC105-500, \$295,  
shown actual size.

REC-012M, rod  
end, \$45, sold  
separately.



#### Dimensions: mm (in)

CAPACITY	A	B	C	D	E	WEIGHT kg (lb)
250 to 1000 (lb)	½-20 UNF	32 (1.25)	25 (1.0)	51 (2.0)	76 (3.0)	0.5 (1.1)
250 to 500 (kgf)	M12 x 1.75-6H	32 (1.25)	25 (1.0)	51 (2.0)	76 (3.0)	0.5 (1.1)

# ALUMINUM "S" BEAM LOAD CELLS

## HIGH ACCURACY, ECONOMICAL PRICE

### STANDARD AND METRIC MODELS

**STANDARD**  
LC105-25,  
\$295, shown  
actual size.

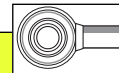
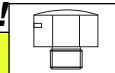


**METRIC**  
LCM105-250, \$295,  
shown actual size.



**MOST POPULAR MODELS HIGHLIGHTED!**

### To Order (Specify Model Number)



CAPACITY		CABLE† MODEL NO.	PRICE	COMPATIBLE METERS*	LOAD BUTTON		ROD END	
lb	kgf				MODEL NO.	PRICE	MODEL NO.	PRICE
<b>STANDARD MODELS</b>								
25	11	LC105-25	\$295	DPIS, DP41-S, DP25B-S	—	—	—	—
50	23	LC105-50	295	DPIS, DP41-S, DP25B-S	—	—	—	—
100	45	LC105-100	295	DPIS, DP41-S, DP25B-S	—	—	—	—
200	91	LC105-200	295	DPIS, DP41-S, DP25B-S	—	—	—	—
250	114	LC105-250†	295	DPIS, DP41-S, DP25B-S	LBC-012	\$40	REC-012M	\$45
500	227	LC105-500†	295	DPIS, DP41-S, DP25B-S	LBC-012	40	REC-012M	45
1000	455	LC105-1K†	295	DPIS, DP41-S, DP25B-S	LBC-012	40	REC-012M	45
<b>METRIC MODELS</b>								
22	10	LCM105-10	\$295	DP41-B, DP41-S, DP25B-S	MLBC-M6	\$40	MREC-M6M	\$35
55	25	LCM105-25	295	DP41-B, DP41-S, DP25B-S	MLBC-M6	40	MREC-M6M	35
110	50	LCM105-50	295	DP41-B, DP41-S, DP25B-S	MLBC-M6	40	MREC-M6M	35
220	100	LCM105-100	295	DP41-B, DP41-S, DP25B-S	MLBC-M6	40	MREC-M6M	35
551	250	LCM105-250†	295	DP41-B, DP41-S, DP25B-S	MLBC-M12	40	MREC-M12M	35
1102	500	LCM105-500†	295	DP41-B, DP41-S, DP25B-S	MLBC-M12	40	MREC-M12M	35

#### ACCESSORY

MODEL NO.	PRICE	DESCRIPTION
PT06F10-6S	\$26.50	Mating connector for LC115/LCM115 series load cells

Comes complete with 5-point NIST-traceable calibration and 59 kΩ shunt data.

\* See section D for compatible meters.

† Connector style available: change model number from LC105 to LC115, or from LCM105 to LCM115, no additional charge.

**Ordering Examples:** LC105-100, ±100 lb capacity load cell, \$295.

LCM105-250, 250 kgf capacity load cell, \$295. REC-012M, matching rod end, \$45 ea.

PT06F10-6S, mating connector (sold separately), \$26.50 ea.

## 1/8 DIN STRAIN METERS WITH OPTIONAL RELAYS AND ANALOG OUTPUT

See Page D-23 for More Information

DP25B Series Starts at  
**\$245**

**Ω MONOGRAM SERIES**



**PATENTED** Covered by U.S. and International patents and pending applications



DP25B, \$245, shown smaller than actual size.

- ✓ Relay Output with Adjustable Deadband
- ✓ Isolated or Non-Isolated Analog Output
- ✓ Totally Programmable Color Display
- ✓ Low-Voltage Power Options

The OMEGA® DP25B Series meters have the biggest, brightest display of any 1/8 DIN panel meter. The user can select the display color: **RED**, **AMBER**, or **GREEN**.

Along with the 4-digit, 9-segment display, these low-cost panel meters/controllers provide unparalleled accuracy in signal conditioning. Additional features include microprocessor-based operation; dual 5 A SPDT relays (optional); and isolated or non-isolated

analog output in ranges of 0 to 10 Vdc, 0 to 20 mA, or 4 to 20 mA, which can be used for retransmission of the display value or as a proportional control output.

Because they accept a wide range of DC voltage and current inputs, the DP25B-E strain meters can handle most process and strain applications. Features include easy front-panel scaling to virtually any engineering units, a remote tare function for weighing applications, and a hardware lockout to prevent unauthorized changes in setup. In addition, the DP25B-E meters feature built-in excitation in 4 user-selectable voltages, which makes them compatible with most transducers and transmitters.